

*MATA SUNDRI COLLEGE FOR
WOMEN
DELHI UNIVERSITY*

Name-Bipasha

Roll Number- MAT/20/82

University Roll no.-20044563010

QUES ON PAGE 69

1) Let $x = (x_1, x_2, \dots, x_n)$ where the x_i are non negative real numbers. Set $M_r(x) = \left(\frac{(x_1^r + x_2^r + \dots + x_n^r)}{n} \right)^{\frac{1}{r}}$, $r \in R \setminus 0$, and

$$M_0(x) = (x_1 x_2 \cdots x_n)^{\frac{1}{n}}$$

We call $M_r(x)$ the *rth power mean* of x .

Claim:

$$\lim_{r \rightarrow 0} M_r(x) = M_0(x)$$

QUES ON PAGE 69

2) Define: $v_n =$

$$\begin{bmatrix} 1 & 1 & 1 & \cdots & 1 \\ x_1 & x_2 & x_3 & \cdots & x_n \\ x_1^2 & x_2^2 & x_3^2 & \cdots & x_n^2 \\ \vdots & \vdots & \vdots & \ddots & \vdots \\ x_1^{n-1} & x_2^{n-1} & x_3^{n-1} & \cdots & x_n^{n-1} \end{bmatrix}$$

4. Make the following equations.



$$3^3 + 4^3 + 5^3 = 6^3$$



$$\sqrt{100} = 10$$



$$(a + b)^3 = a^3 + 3a^2b + 3ab^2 + b^3$$



$$\sum_{k=1}^n k = \frac{n(n+1)}{2}$$



$$\frac{\pi}{4} = \frac{1}{1} - \frac{1}{3} + \frac{1}{5} - \frac{1}{7} + \dots$$

4. Make the following equations.



$$\cos \theta = \sin(90^\circ - \theta)$$



$$e^{i\theta} = \cos \theta + i \sin \theta$$



$$\lim_{\theta \rightarrow 0} \frac{\sin \theta}{\theta} = 1$$



$$\lim_{x \rightarrow \infty} \frac{\pi(x)}{x \log x} = 1$$



$$\int_{-\infty}^{\infty} e^{-x^2} dx = \sqrt{\pi}$$

5. Typeset the following sequences.

- ▶ Positive numbers a, b and c are the side lengths of a triangle if and only if $a + b > c$, $b + c > a$, and $c + a > b$.
- ▶ The area of triangle with side lengths a, b, c is given by *Heron's formula*:

$$A = \sqrt{s(s-a)(s-b)(s-c)},$$

where s is the semi perimeter $\frac{(a+b+c)}{2}$.

- ▶ The volume of a regular tetrahedron of edge length 1 is $\frac{\sqrt{2}}{12}$.
- ▶ The quadratic equation $ax^2 + bx + c = 0$ has roots

$$r_1, r_2 = \frac{-b \pm \sqrt{b^2 - 4ac}}{2a}.$$

5. Typeset the following sequences.

- ▶ The *derivative* of a function f , denoted f' , is defined by

$$f'(x) = \lim_{h \rightarrow 0} \frac{f(x+h) - f(x)}{h}$$

- ▶ A real valued function f is *convex* on an interval I if

$$f(\lambda x + (1 - \lambda)y) \leq \lambda f(x) + (1 - \lambda)f(y),$$

for all $x, y \in I$ and $0 \leq \lambda \leq 1$.

- ▶ The general solution to the differential equation

$$y'' - 3y' + 2y = 0$$


is


$$y = C_1 e^x + C_2 e^{2x}$$


- ▶ The *Fermat number* F_n is defined as


$$F_n = 2^{2^n}, n \geq 0.$$

6. Make the following equations. Notice the large delimiters.


$$\frac{d}{dx} \left(\frac{x}{x+1} \right) \frac{1}{x+1}^2$$


$$\lim_{n \rightarrow \infty} \left(1 + \frac{1}{n} \right)^n = e$$


$$\begin{vmatrix} a & b \\ c & d \end{vmatrix} = ad - bc$$


$$R_\theta = \begin{bmatrix} \cos \theta & -\sin \theta \\ \sin \theta & \cos \theta \end{bmatrix}$$

6. Make the following equations. Notice the large delimiters.

$$\rightarrow \begin{vmatrix} \mathbf{i} & \mathbf{j} & \mathbf{k} \\ a_1 & a_2 & a_3 \\ b_1 & b_2 & b_3 \end{vmatrix} = \begin{vmatrix} a_2 & a_3 \\ b_2 & b_3 \end{vmatrix} \mathbf{i} - \begin{vmatrix} a_1 & a_3 \\ b_1 & b_3 \end{vmatrix} \mathbf{j} + \begin{vmatrix} a_1 & a_2 \\ b_1 & b_2 \end{vmatrix} \mathbf{k}$$

$$\rightarrow f(x) = \begin{cases} -x^2, & x < 0 \\ x^2, & 0 \leq x \leq 2 \\ 4, & x > 2 \end{cases}$$

$$\rightarrow \begin{bmatrix} a_{11} & a_{12} \\ a_{21} & a_{22} \end{bmatrix} \begin{bmatrix} b_{11} & b_{12} \\ b_{21} & b_{22} \end{bmatrix} = \begin{bmatrix} a_{11}b_{11} + a_{12}b_{12} & a_{11}b_{12} + a_{12}b_{22} \\ a_{21}b_{11} + a_{22}b_{21} & a_{21}b_{12} + a_{22}b_{22} \end{bmatrix}$$

7. Make the following multi-line equations.

$$\begin{aligned}(a + b)^2 &= (a + b)(a + b) \\ &= (a + b)a + (a + b)b \\ &= a(a + b) + b(a + b) \\ &= a^2 + ab + ba + b^2 \\ &= a^2 + ab + ab + b^2 \\ &= a^2 + 2ab + b^2\end{aligned}$$

7. Make the following multi-line equations

$$\begin{aligned}\tan(\alpha + \beta + \gamma) &= \frac{\tan(\alpha + \beta) + \tan \gamma}{1 - \tan(\alpha + \beta) \tan \gamma} \\ &= \frac{\frac{\tan \alpha + \tan \beta}{1 - \tan \alpha \tan \beta} + \tan \gamma}{1 - \left(\frac{\tan \alpha + \tan \beta}{1 - \tan \alpha \tan \beta}\right) \tan \gamma} \\ &= \frac{\tan \alpha + \tan \beta + (1 - \tan \alpha \tan \beta) \tan \gamma}{1 - \tan \alpha \tan \beta - (\tan \alpha + \tan \beta) \tan \gamma} \\ &= \frac{\tan \alpha + \tan \beta + \tan \gamma - \tan \alpha \tan \beta \tan \gamma}{1 - \tan \alpha \tan \beta - \tan \alpha \tan \gamma - \tan \beta \tan \gamma}\end{aligned}$$

7. Make the following multi-line equations.

$$\begin{aligned}\prod_p \left(1 - \frac{1}{p^2}\right) &= \prod_p \frac{1}{1 + \frac{1}{p^2} + \frac{1}{p^4} + \dots} \\ &= \left(\prod_p \left(1 + \frac{1}{1 + \frac{1}{p^2} + \frac{1}{p^4} + \dots}\right) \right)^{-1} \\ &= \left(1 + \frac{1}{2^2} + \frac{1}{3^2} + \frac{1}{4^2} + \dots\right)^{-1} \\ &= \frac{6}{\pi^2}\end{aligned}$$

7. Make the following multi-line equations.

$$1 + 2 = 3$$

$$4 + 5 + 6 = 7 + 8$$

$$9 + 10 + 11 + 12 = 13 + 13 + 14 + 15$$

$$16 + 17 + 18 + 19 + 20 = 21 + 22 + 23 + 24$$

$$25 + 26 + 27 + 28 + 29 + 30 = 31 + 32 + 33 + 34 + 35$$

THANK YOU